

Threaded End CYLINDERS CBT

5-25 TONS

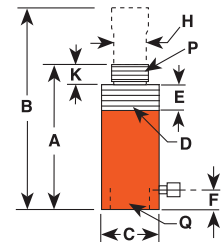

Single Acting,
Spring-Return

Threaded piston rod end and base threads accommodate accessories and adapters.

- Threaded cylinder collars, piston rod ends, and internal base threads simplify mounting.
- A 9796 3/8" NPTF female half coupler is standard with each cylinder; oil port threads are 3/8" NPTF.



ASME B30.1
700 bar



CYLINDERS

Cyl. Cap. (tons)	Stroke (mm)	Order No.	Oil Cap. (cm ³)	A	B	C	D	E	F	H	K	P	Q	Bore Dia. (mm)	Cyl. Eff. Area (cm ²)	Metric Tons at 700 bar	Weight (kg)
				Re-tracted Height (mm)	Ex-tended Height (mm)	Outside Dia. (mm)	Collar Thread (in.)	Collar Thread Length (mm)	Base to Port (mm)	Piston Rod Dia. (in.)	Piston Rod Protrusion (mm)	Piston Rod Thread (NPT)	Internal Base Thread (NPSM) (in.)				
5	133,4	C55CBT	85	266,7	400,1	38,1	1 ¹ / ₂ -16	28,6	47,6	25,4	28,6	³ / ₄ -14	³ / ₄ -14	28,6	6,4	4,5	2,0
	155,6	C106CBT	228	292,1	447,7	57,2	2 ¹ / ₄ -14	28,6	42,9	38,1	27,0	1 ¹ / ₄ -11 ¹ / ₂	1 ¹ / ₄ -11 ¹ / ₂	27,0	14,4	10,2	4,7
10	257,2	C1010CBT	375	393,7	650,9	57,2	2 ¹ / ₄ -14	28,6	42,9	38,1	27,0	1 ¹ / ₄ -11 ¹ / ₂	1 ¹ / ₄ -11 ¹ / ₂	27,0	14,4	10,2	6,3
	158,8	C256CBT	528	339,7	498,5	85,7	3 ⁵ / ₁₆ -12	49,2	47,6	57,2	47,6	2-11 ¹ / ₂	2-11 ¹ / ₂	47,6	33,3	23,4	11,1
25	362,0	C2514CBT	1205	542,9	904,9	85,7	3 ⁵ / ₁₆ -12	49,2	47,6	57,2	47,6	2-11 ¹ / ₂	2-11 ¹ / ₂	47,6	33,3	23,4	18,2

Pulling Cylinders RP SERIES

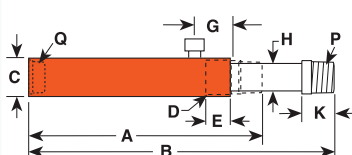
2-5 TONS (Single Acting, Spring-Return)

- Designed for pulling and tensioning.
- Heavy duty compression spring provides long cycle life and rapid extension of piston.
- Spring automatically extends piston rod when pump pressure is released.



RP25

Cyl. Cap. (Tons) Pull	Stroke (mm)	Order No.	Oil Cap. (cm ³)	A	B	C	D	E	G	H	K	P	Q	Bore Dia. (mm)	Cyl. Eff. Area (cm ²)	Metric Tons at 700 bar Pull	Weight (kg)
				Re-tracted Height (mm)	Ex-tended Height (mm)	Outside Dia. (mm)	Collar Thread (in.)	Collar Thread Length (mm)	Cylinder Top to Port (mm)	Piston Rod Dia. (mm)	Piston Rod Protrusion (mm)	Piston Rod Thread (NPTF)	Base Thread (NPTF)				
2	127,0	RP25	45	242,9	379,9	44,5	1 ¹ / ₂ -16	25,4	42,9	19,1	25,4	³ / ₄ -14	³ / ₄ -14	28,6	3,5	2,5	1,8
5	139,7	RP55	102	301,6	441,3	57,2	2 ¹ / ₄ -14	25,4	42,9	30,2	34,9	1 ¹ / ₄ -11 ¹ / ₂	1 ¹ / ₄ -11 ¹ / ₂	42,9	7,3	5,1	5



Clevis ORDERING INFORMATION (optional)

Use with Cyl No.	Order No.	A (mm)	B (mm)	C (mm)	D (mm)	E (mm)
RP25	421057*	130,3	109,5	33,3	50,8	19,1
RP55	421056**	152,4	127,0	38,1	63,5	22,4

* For base mounting, extension rod 351106 is required.
** For base mounting, extension rod 351075 is required.

