

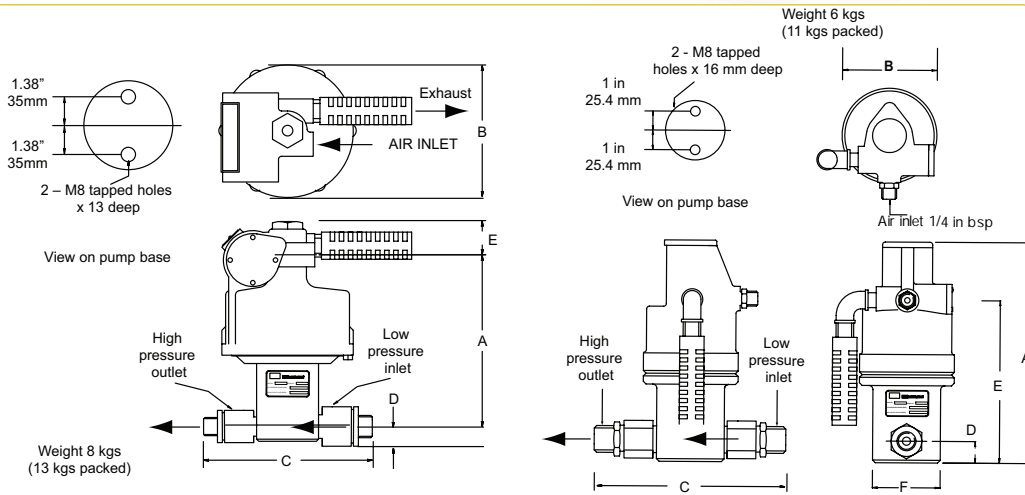
Air Operated PUA & PMA SERIES

2410 bar

Suitable for pumping a wide range of fluids at pressures up to 35,000 psi (2,410 bar).



PUMPS



CAT #	RAM/DIAMETER		in	A	B	C	D	E	F
	(mm)	(in)							
PUA26(B/U)	31.75	1 1/4	in	9.17	4.02	6.61	.87	6.69	2.87
			mm	233	102	168	22.2	170	73
PUA70(B/U)	19	3/4	in	8.74	4.02	6.61	.87	6.22	2.87
			mm	222	102	168	22.2	158	73
PUA157(B/U)	12.7	1/2	in	8.74	4.02	6.61	.87	6.22	2.87
			mm	222	102	168	22.2	158	73
PUA275(B/U)	9.53	3/8	in	8.74	4.02	6.61	.87	6.22	2.87
			mm	222	102	168	22.2	158	73
PUA430(B/U)	7.94	5/16	in	8.74	4.02	6.61	.87	6.22	2.87
			mm	222	102	168	22.2	158	73
PUA655(B/U)	6.35	1/4	in	8.74	4.02	6.61	.87	6.22	2.87
			mm	222	102	168	22.2	158	73
PUA982(B/U)	5.13	.202	in	8.74	4.02	6.61	.87	6.22	2.87
			mm	222	102	168	22.2	158	73
PMA27(B/U)	76.2	3	in	8.66	7.01	9.06	1.5	1.89	
			mm	220	178	230	38	48	
PMA60(B/U)	50.8	2	in	8.27	7.01	9.06	1.5	1.89	
			mm	210	178	230	38	48	
PMA90(B/U)	41.3	1 5/8	in	8.27	7.01	9.06	1.5	1.89	
			mm	210	178	230	38	48	

CAT #	RAM/DIAMETER		in	A	B	C	D	E	F
	(mm)	(in)							
PMA130(B/U)	35	1 3/8	in	7.99	7.01	7.68	.87	1.89	
			mm	203	178	195	22	48	
PMA190(B/U)	28.5	1 1/8	in	7.99	7.01	7.68	.87	1.89	
			mm	203	178	195	22	48	
PMA240(B/U)	25.4	1	in	7.99	7.01	7.68	.87	1.89	
			mm	203	178	195	22	48	
PMA370(B/U)	20.6	13/16	in	7.99	7.01	7.01	.87	1.89	
			mm	203	178	178	22	48	
PMA520(B/U)	17.5	11/16	in	7.99	7.01	7.01	.87	1.89	
			mm	203	178	178	22	48	
PMA770(B/U)	14.3	9/16	in	7.99	7.01	7.01	.87	1.89	
			mm	203	178	178	22	48	
PMA980(B/U)	12.7	1/2	in	7.99	7.01	7.01	.87	1.89	
			mm	203	178	178	22	48	
PMA1740(B/U)	9.5	3/8	in	7.99	7.01	10.08	.87	1.89	
			mm	203	178	256	22	48	
PMA2410(B/U)	8	5/16	in	7.99	7.01	10.08	.87	1.89	
			mm	203	178	256	22	48	

- Provides infinitely variable capacity and discharge pressure
- Suitable for continuous start/stop applications
- Pumps oil, water, and other fluids
- Stainless steel pump and check valves standard
- Maintains pressure with minimal power consumption (Non-load holding)
- Usable in hazardous areas: per ATEX II, CAT. 2 GDcT5
- Quiet operation
- Can operate on gases other than air
- Simple to install and maintain
- Compact, rugged design
- Only 15psi (1bar) air pressure required to start pump
- Requires flooded inlet
- Vertical mount



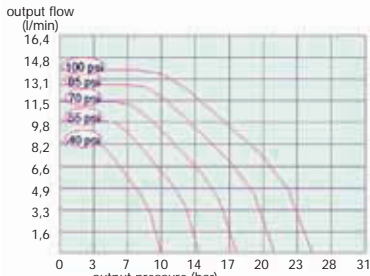
BSP FITTINGS	NPT FITTINGS	RATIO 1:	OUTLET PRESSURE		OUTPUT PER CYCLE		MAXIMUM FLOW AT ZERO PRESSURE			INLET	OUTLET
			(BAR)	(PSI)	(LITRES)	(IN ³)	(LITRES/MIN)	(IN ³ /MIN)			
PUA26B	PUA26U	4.3	26	380	0.028	1.68	14	850	1/2" BSP/NPT	1/2" BSP/NPT	
PUA70B	PUA70U	11.9	70	1,010	0.01	0.607	5	305	1/2" BSP/NPT	1/2" BSP/NPT	
PUA157B	PUA157U	26.7	157	2,280	0.004	5.269	2.4	146	1/2" BSP/NPT	1/2" BSP/NPT	
PUA275B	PUA275U	47.5	275	3,990	0.0025	0.151	1.4	85	1/2" BSP/NPT	1/2" BSP/NPT	
PUA430B	PUA430U	68.4	430	6,230	0.0017	0.105	0.9	55	1/2" BSP/NPT	1/2" BSP/NPT	
PUA655B	PUA655U	107	655	9,500	0.0011	0.67	0.6	36	1/2" BSP/NPT	1/2" BSP/NPT	
PUA982B	PUA982U	163.8	982	14,250	0.0007	0.044	0.4	24	1/2" BSP/NPT	1/2" BSP/NPT	
PMA27B	PMA27U	4	27	390	0.16	9.72	37	2260	1" BSP/NPT	3/4" BSP/NPT	
PMA60B	PMA60U	9	60	870	0.07	4.32	23	1400	1" BSP/NPT	3/4" BSP/NPT	
PMA90B	PMA90U	13.6	90	1,300	0.05	2.85	15	915	1" BSP/NPT	3/4" BSP/NPT	
PMA130B	PMA130U	19	130	1,880	0.034	2.04	11	670	3/4" BSP/NPT	1/2" BSP/NPT	
PMA190B	PMA190U	28.4	190	2,750	0.023	1.37	7.3	455	3/4" BSP/NPT	1/2" BSP/NPT	
PMA240B	PMA240U	36	240	3,480	0.018	1.08	5.8	354	3/4" BSP/NPT	1/2" BSP/NPT	
PMA370B	PMA370U	54.5	370	5,360	0.012	0.71	3.8	230	1/2" BSP/NPT	1/2" BSP/NPT	
PMA520B	PMA520U	76.5	520	7,540	0.008	.51	2.8	170	1/2" BSP/NPT	1/2" BSP/NPT	
PMA770B	PMA770U	113	770	11,160	0.006	0.34	1.8	110	1/2" BSP/NPT	1/2" BSP/NPT	
PMA980B	PMA980U	145	980	14,210	0.004	0.27	1.5	91	1/2" BSP/NPT	1/2" BSP/NPT	
PMA1740B	PMA1740U	256	1,740	25,230	0.0025	0.15	0.84	51	1/2" BSP/NPT	1/2" HP	
PMA2410B	PMA2410U	368	2,410	35,000	0.0017	0.104	0.58	35	1/2" BSP/NPT	1/2" HP	

Air Operated PUA & PMA SERIES

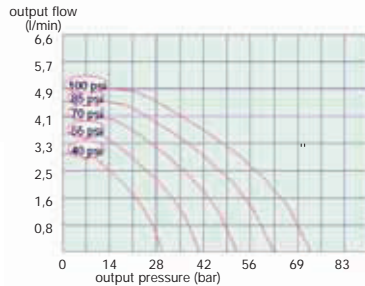
Performance Charts

Suitable for pumping a wide range of fluids at pressures up to 35,000 psi (2,410 bar).

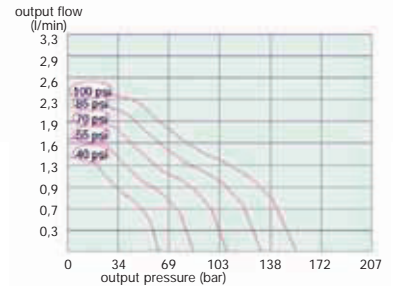
PUMPS



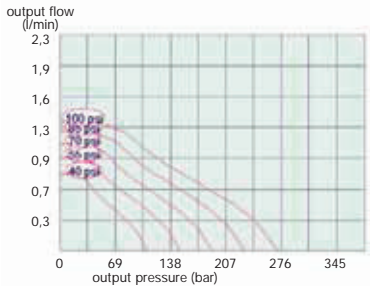
PUA-4:3:1



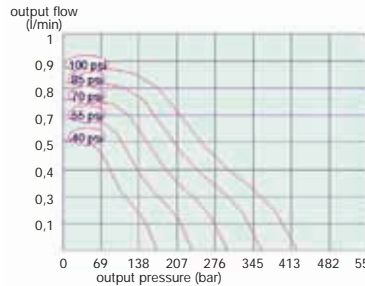
PUA-11:9:1



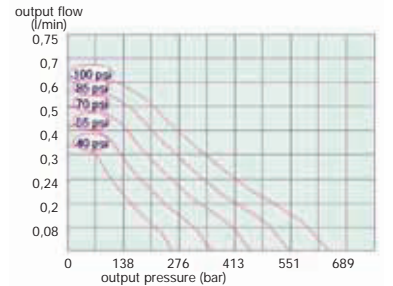
PUA-26:7:1



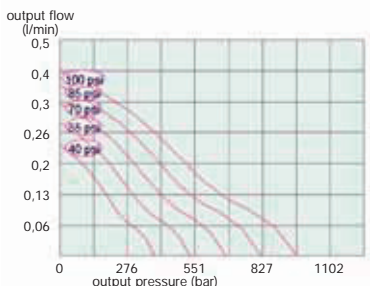
PUA-47:5:1



PUA-68:4:1

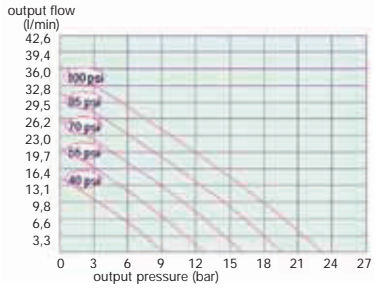


PUA-107:1

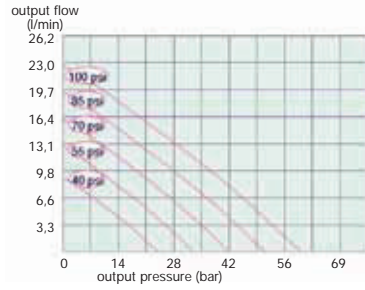


PUA-163:8:1

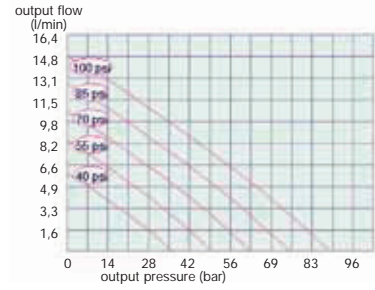
- 100 psi = 6,89 bar
- 85 psi = 5,85 bar
- 70 psi = 4,82 bar
- 55 psi = 3,79 bar
- 40 psi = 2,76 bar



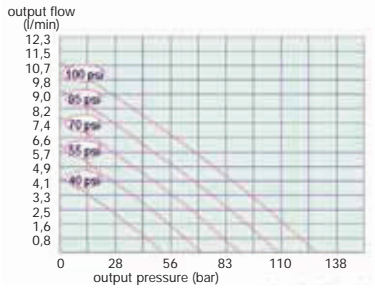
PMA-4:1



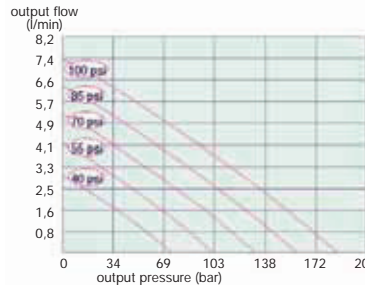
PMA-9:1



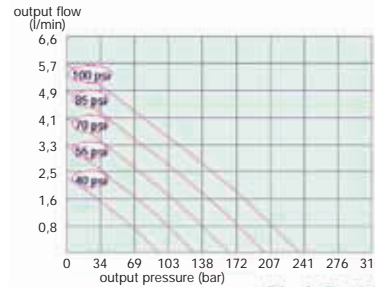
PMA-13.6:1



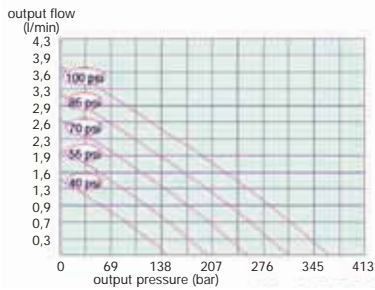
PMA-19:1



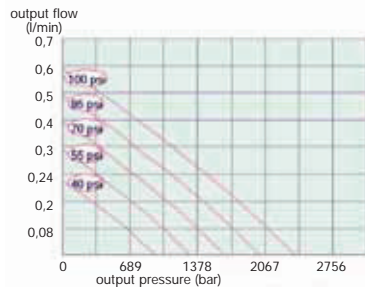
PMA-28.4:1



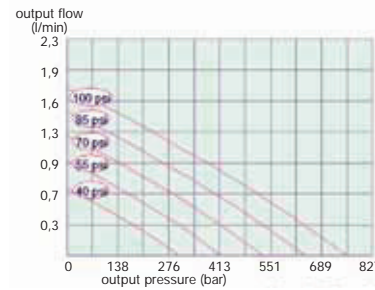
PMA-36:1



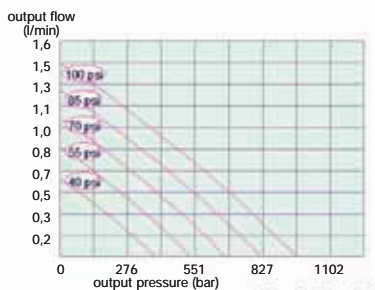
PMA-54.5:1



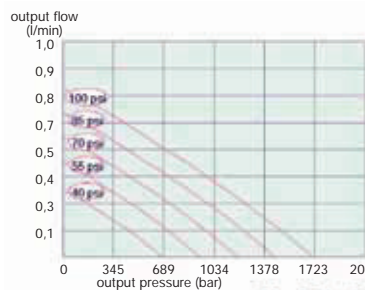
PMA-76.5:1



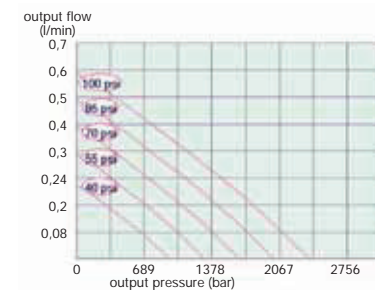
PMA-113:1



PMA-145:1



PMA-256:1



PMA-368:1