




SQUARE DRIVE

SU-XL SERIES Ratchet Wrench



"Dual Plane Swivel Fittings"
Available Upon Request

A time tested and proven tool design, square drive ratchets offer a cost efficient option to handle a wide range of bolting make-up and break-out needs. The SU-XL Series ratchet employs a "patented design", which increases accuracy and reduces the number of moving parts. TL T-6 XL Series body encloses the drive train assembly, allowing no pinch points and lighter weight. Our standard SU-XL Series tool capacities range from 100 to 60,000 foot pounds of torque using a 10,000 p.s.i. hydraulic pump.

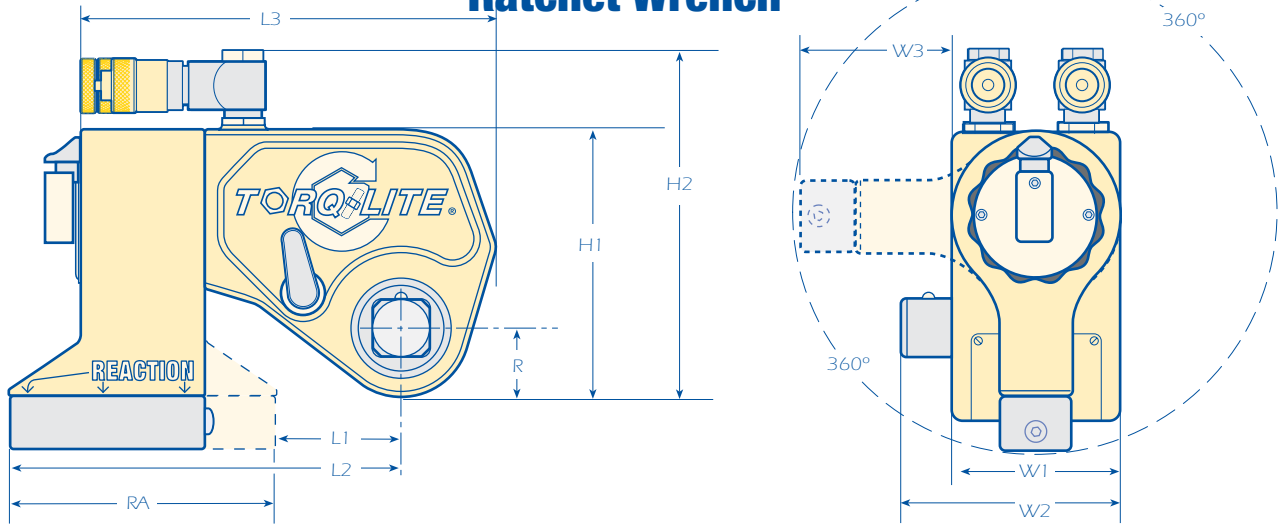
- **Square Drive** - For use with all standard size square drive impact sockets. Easily shifts from make-up to break-out without disassembly.
- **TL T-6** - XL Series bodies made of durable, high-strength, lightweight aircraft alloy.
- **Unibody** - Eliminates "Pinch Points". Reduces side loading. Totally enclosed drive train assembly, allowing nothing in or out of the tool.
- **360° Swivel Fittings (Patented)** - Allow hose movement without hose binding. Stainless steel with fewer moving parts - a great improvement over competitors' delicate design. (Single plane swivel fittings shown on wrench above.)
- **Slotted Piston Rod** - Maintains 90° relationship between piston rod and nut. Increases accuracy. Reduces number of moving parts.
- **Anti-Reverse Pawl** - Holds rotational wind-up to maintain required torque.
- **Pawl Release** - Anti-reverse pawl release mechanism allows manual release of tool if "binding" occurs.
- **Reaction Member** - 360° rotation and made of TL T-6. Increased reaction area. Ratchet can be used without reaction member.
- **Coated** - All exposed parts to resist corrosion.
- **Light/Ergonomic** - Reduces operator fatigue.
- **Calibrated** - Every tool is tested and calibrated to ±.03 accuracy, traceable to N.I.S.T.
- **Warranty** - Torq/Lite® SU-XL Series wrenches come with a 3 Year – 2 Tier warranty, that is the best standard warranty on the market today! We stand behind our wrenches like no other!



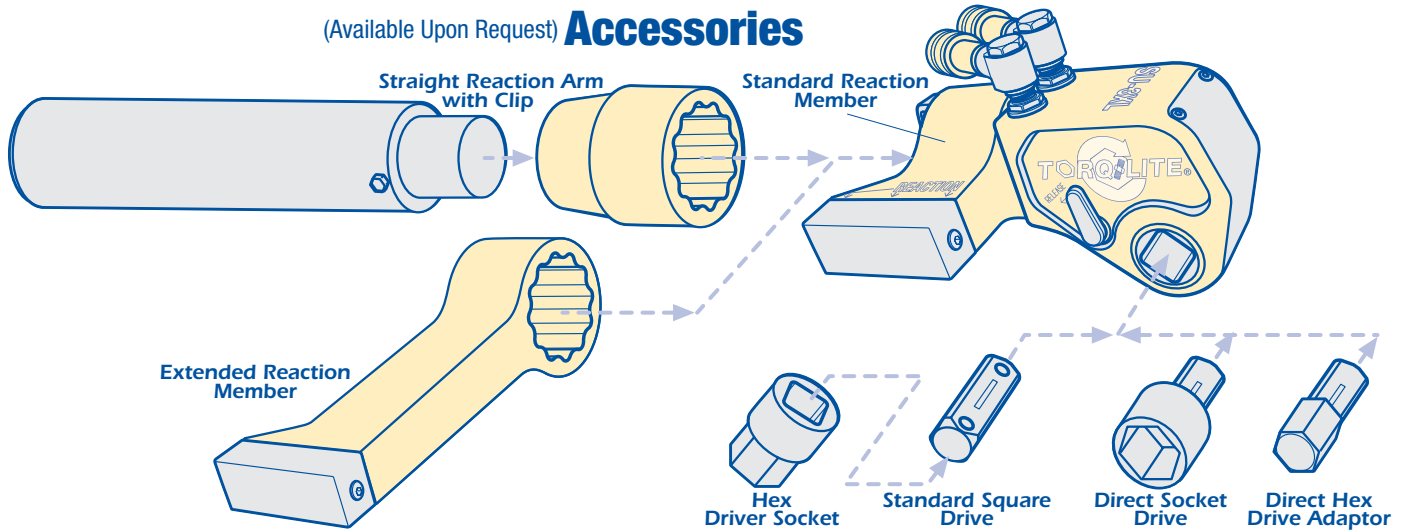


SQUARE DRIVE

SU-XL SERIES Ratchet Wrench



(Available Upon Request) Accessories



Metric Specifications

SU-XL Series	Square Drive	Min-Max. Nm @ 700 bar (+/- 3%)	Weight*	Reaction Area - RA	Length L1	Length L2	Length L3	Radius R	Height H1	Height H2	Width W1	Width W2	Width W3
SU-1XL	19mm	199 / 1,999	2.38 kg.	94mm	40mm	133mm	151mm	30mm	104mm	145mm	50mm	69mm	56mm
SU-3XL	25mm	424 / 4,474	5.10 kg.	136mm	47mm	183mm	202mm	32mm	124mm	166mm	70mm	91mm	81mm
SU-6XL	38mm	845 / 8,134	7.80 kg.	139mm	55mm	193mm	214mm	44mm	151mm	199mm	76mm	114mm	89mm
SU-11XL	38mm	1,533 / 15,320	13.56 kg.	165mm	57mm	222mm	239mm	52mm	187mm	232mm	99mm	136mm	127mm
SU-20XL	64mm	2,807 / 27,252	28.12 kg.	191mm	88mm	264mm	295mm	76mm	233mm	274mm	126mm	189mm	141mm
SU-30XL	64mm	3,823 / 40,946	34.01 kg.	191mm	88mm	276mm	298mm	79mm	248mm	289mm	149mm	213mm	141mm
SU-45XL†	64mm	6,242 / 62,639	65.77 kg.	189mm	186mm	318mm	338mm	83mm	285mm	320mm	146mm	210mm	140mm
SU-60XL†	64mm	7,593 / 81,349	133.80 kg.	223mm	150mm	373mm	406mm	95mm	356mm	396mm	184mm	248mm	146mm

*Weight includes tool, reaction member, and square drive. †Steel Casting

Manufactured by:



Division of Francis Services, Incorporated

1914 Engineers Road
Belle Chasse, Louisiana 70037

(504) 394-1400 Phone 877-777-4046
(504) 394-0404 Fax 877-777-4048

ISO 9001-2000 Registered



IU-XL SERIES Ratchet Wrench

"Extra light, dependable, and fits where others can not"



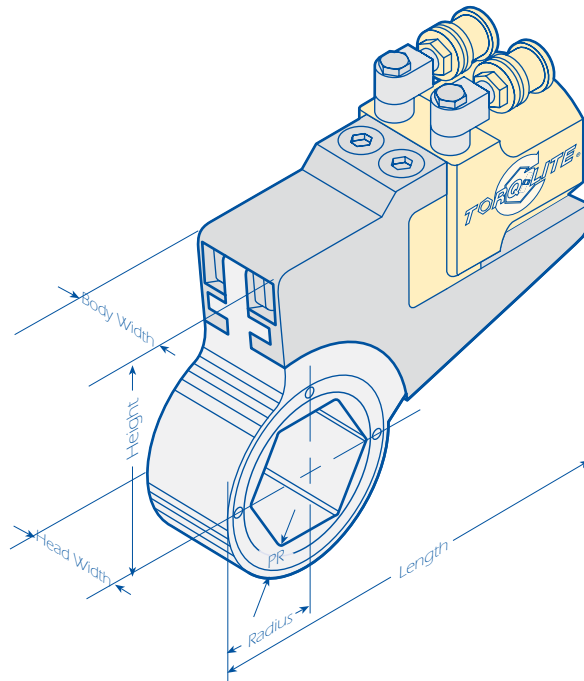
Inline ratcheting wrenches require minimum clearance while applying torque on the same plane as the nut, providing a marked improvement over square drive socket wrenches. Our patented design breakthrough reduced the overall dimensions of the inline ratcheting head allowing it to fit almost every application. Our IU-XL Series tool capacities range from 100 to 50,000 foot pounds of torque using a 10,000 p.s.i. hydraulic pump.

- **Inline Ratchet** - Standard fractional head sizes from 3/4" nuts across the flats. Metric and special sizes available.
- **Precision Machined** - Increases accuracy, durability and repeatability.
- **Unibody** - Eliminates "Pinch Points".
- **360° Swivel Fittings (Patented)** - Allow hose movement without hose binding. Stainless steel with fewer moving parts - a great improvement over competitors' delicate design. (Single plane swivel fittings shown on wrench above.)
- **Slotted Piston Rod** - Maintains 90° relationship between piston rod and nut. Increases accuracy. Reduces number of moving parts.
- **Cylinder** - Made of TL T-6 durable, high-strength, lightweight aircraft alloy with the same sturdy, dependable and accurate design (as steel cylinder).
- **Reaction Pad** - Reacts against adjacent nut. No reaction member necessary.
- **Multi-Axis Porting System** - The Torq/Lite® IU-XL Series tools are the first and only system that allows the swivels to be manually relocated from the top of the tool to the back of the tool (or vice versa) using only simple hand tools!
- **Drive Pin Design (Patented)** - Reduces overall dimensions of hex head including a thinner "nose" radius. Fits more applications, including all 57 A.P.I. flanges.
- **Coated** - All exposed parts to resist corrosion.
- **Light/Ergonomic** - Reduces operator fatigue.
- **Calibrated** - Every tool is function tested and calibrated to $\pm .03$ accuracy, traceable to N.I.S.T.
- **Warranty** - Torq/Lite® IU-XL Series wrenches come with a 3 Year – 2 Tier warranty, that is the best standard warranty on the market today! We stand behind our wrenches like no other!





IU-XL SERIES Ratchet Wrench



IU-XL Series	Max. Ft. Lbs. @ 10,000 p.s.i.	Length	Height	Body Width	Head Width	Range	Weight with Head
IU-1XL [§]	1,350	6.250"	4.000"	1.100"	.950"	¾" - 2"	7.25 lbs.
IU-3XL	3,300	7.000"	5.750"	1.450"	*1.075" or †1.200"	1-¼" - 2- ¹⁵ / ₁₆ "	9.25 lbs.
IU-7XL	7,200	9.750"	6.250"	1.500"	1.500"	2" - 3- ⁷ / ₈ "	14.00 lbs.
IU-10XL	10,600	9.250"	8.000"	1.950"	1.950"	2- ³ / ₈ " - 4-¼"	24.50 lbs.
IU-17XL	17,100	11.250"	9.250"	1.950"	2.450"	2- ³ / ₄ " - 5- ³ / ₈ "	42.00 lbs.
IU-25XL	25,600	11.250"	9.250"	2.900"	2.950"	3-½" - 5- ³ / ₄ "	57.00 lbs.
IU-50XL [§]	50,000	15.375"	10.500"	2.900"	2.950"	4- ⁵ / ₈ " - 7-¼"	85.00 lbs.

[†] ¼" to 2" Heads

[†] 2-³/₁₆" to 2-¹⁵/₁₆" Heads

[§] Steel Cylinders Only

IU-1XL Heads			IU-3XL Heads			IU-7XL Heads			IU-10XL Heads			IU-17XL Heads			IU-25XL Heads			IU-50XL Heads		
ATF	Radius	P/R	ATF	Radius	P/R	ATF	Radius	P/R	ATF	Radius	P/R	ATF	Radius	P/R	ATF	Radius	P/R	ATF	Radius	P/R
¾"	1.07"	0.41"	1-¼"	1.38"	0.35"	2"	1.80"	0.47"	2- ³ / ₈ "	2.02"	0.45"	2- ³ / ₄ "	2.50"	0.90"	3-½"	2.90"	0.87"	4- ⁵ / ₈ "	3.92"	1.25"
1- ¹ / ₁₆ "	1.18"	0.34"	1- ⁷ / ₁₆ "	1.46"	0.35"	2- ³ / ₁₆ "	1.88"	0.47"	2- ¹ / ₁₆ "	2.15"	0.47"	2- ¹⁵ / ₁₆ "	2.62"	0.90"	3- ⁷ / ₈ "	3.18"	0.95"	5"	4.13"	1.25"
1-¼"	1.29"	0.34"	1- ⁵ / ₈ "	1.57"	0.35"	2- ¹ / ₈ "	2.02"	0.47"	2- ¹ / ₄ "	2.40"	0.55"	3- ¹ / ₈ "	2.70"	0.90"	4-¼"	3.35"	0.90"	5- ³ / ₈ "	4.35"	1.25"
1- ⁷ / ₁₆ "	1.40"	0.34"	1- ¹³ / ₁₆ "	1.70"	0.40"	2- ⁹ / ₁₆ "	2.15"	0.47"	2- ¹⁵ / ₁₆ "	2.55"	0.50"	3-½"	2.90"	0.90"	4- ⁵ / ₈ "	3.58"	0.90"	5- ³ / ₄ "	4.57"	1.25"
1- ⁵ / ₈ "	1.51"	0.34"	1- ⁷ / ₈ "	1.79"	0.46"	2- ³ / ₄ "	2.40"	0.55"	3- ¹ / ₈ "	2.62"	0.55"	3- ⁷ / ₈ "	3.18"	0.95"	5"	3.85"	0.96"	6- ¹ / ₈ "	4.78"	1.25"
1- ¹³ / ₁₆ "	1.61"	0.34"	2"	1.79"	0.40"	2- ¹⁵ / ₁₆ "	2.55"	0.50"	3-½"	2.85"	0.85"	4-¼"	3.35"	0.96"	5- ³ / ₈ "	4.10"	1.00"	6- ¹ / ₂ "	5.00"	1.25"
2"	1.72"	0.34"	2- ³ / ₁₆ "	1.90"	0.40"	3- ¹ / ₈ "	2.62"	0.55"	3- ⁷ / ₈ "	3.07"	0.85"	4- ⁵ / ₈ "	3.58"	0.96"	5- ³ / ₄ "	4.32"	1.02"	6- ⁷ / ₈ "	5.22"	1.25"
			2- ³ / ₈ "	1.97"	0.40"	3-½"	2.85"	0.85"	4-¼"	3.26"	0.85"	5"	3.90"	1.00"				7-¼"	5.43"	1.25"
			2- ⁹ / ₁₆ "	2.12"	0.46"	3- ⁷ / ₈ "	3.04"	0.80"				5- ³ / ₈ "	4.10"	1.00"						
			2- ³ / ₄ "	2.24"	0.46"															
			2- ¹⁵ / ₁₆ "	2.36"	0.46"															



Division of Francis Services, Incorporated

1914 Engineers Road
Belle Chasse, Louisiana 70037

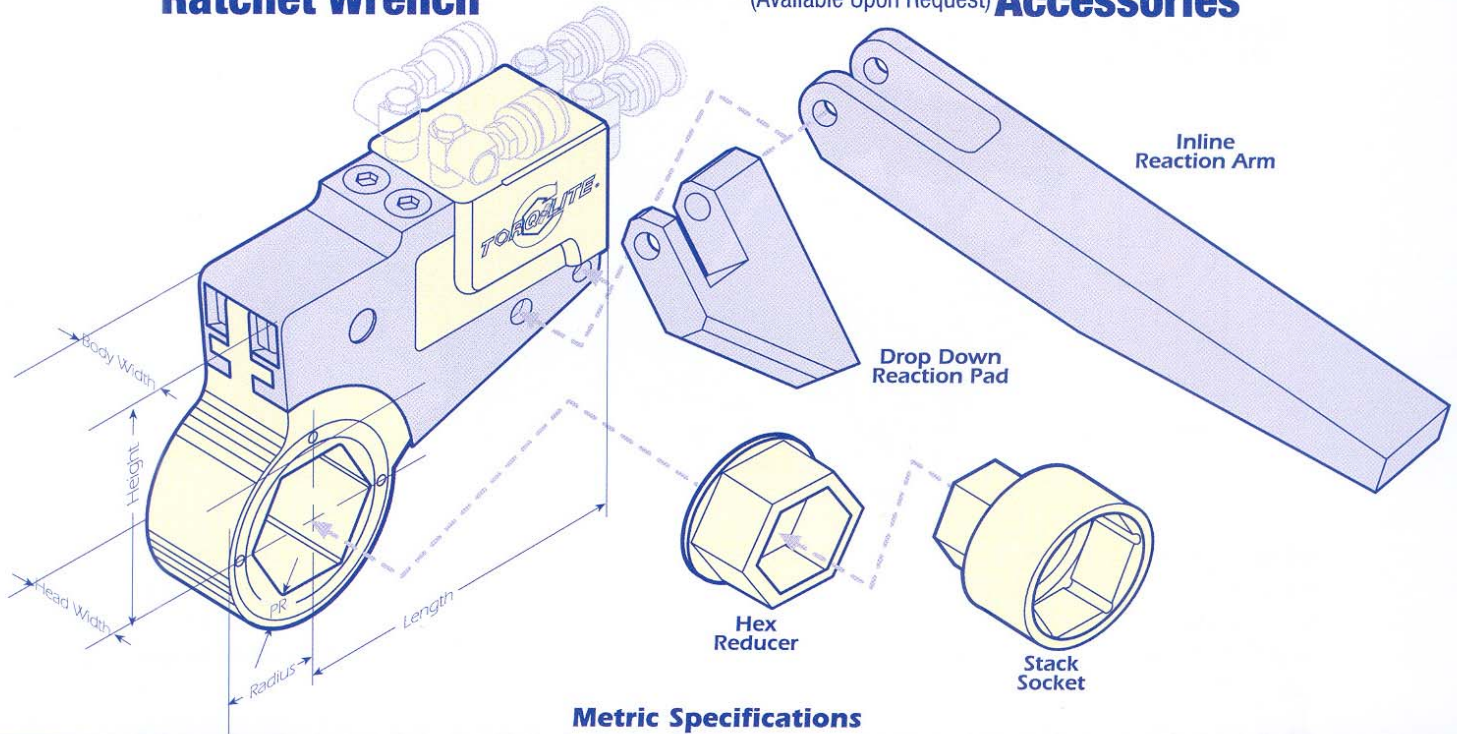
(504) 394-1400 Phone 877-777-4046
(504) 394-0404 Fax 877-777-4048



IU-XL SERIES

Ratchet Wrench

(Available Upon Request) **Accessories**



Metric Specifications

IU-XL Series	Max. Nm @ 700 bar (+/- 3%)	Max. Ft. Lbs. @ 10,000 psi (+/- 3%)	Length	Height	Body Width	Head Width	Range	Weight with Head
IU-1XL	115 / 1,830	85 / 1,350	159mm	102mm	28mm	24mm	19mm - 51mm	3.29 kg.
IU-3XL	409 / 4,474	302 / 3,300	178mm	146mm	37mm	27mm* or 30mm†	32mm - 75mm	4.20 kg.
IU-7XL	1,044 / 9,762	770 / 7,200	235mm	159mm	38mm	38mm	51mm - 98mm	6.35 kg.
IU-10XL	1,439 / 14,372	1,061 / 10,600	248mm	203mm	50mm	50mm	60mm - 108mm	11.11 kg.
IU-17XL	2,563 / 23,185	1,890 / 17,100	286mm	235mm	50mm	62mm	70mm - 137mm	19.05 kg.
IU-25XL	3,471 / 34,709	2,560 / 25,600	286mm	235mm	74mm	75mm	89mm - 146mm	25.85 kg.
IU-50XL[§]	7,389 / 67,791	5,450 / 50,000	391mm	267mm	74mm	75mm	117mm - 184mm	38.55 kg.

*32mm to 51mm Heads † 56mm to 75mm Heads § Steel Cylinders Only

IU-1XL Heads			IU-3XL Heads			IU-7XL Heads			IU-10XL Heads			IU-17XL Heads			IU-25XL Heads			IU-50XL Heads		
ATF	Radius	P/R	ATF	Radius	P/R	ATF	Radius	P/R	ATF	Radius	P/R	ATF	Radius	P/R	ATF	Radius	P/R	ATF	Radius	P/R
19mm	27mm	10mm	32mm	35mm	9mm	51mm	46mm	12mm	60mm	51mm	11mm	70mm	64mm	23mm	86mm	74mm	24mm	115mm	100mm	33mm
27mm	30mm	9mm	37mm	37mm	9mm	56mm	48mm	12mm	65mm	55mm	12mm	75mm	67mm	23mm	95mm	81mm	26mm	125mm	105mm	33mm
32mm	33mm	9mm	41mm	40mm	9mm	60mm	51mm	12mm	70mm	61mm	14mm	76mm	69mm	25mm	105mm	85mm	25mm	135mm	110mm	33mm
37mm	36mm	9mm	46mm	43mm	10mm	65mm	55mm	12mm	75mm	65mm	13mm	86mm	74mm	25mm	115mm	91mm	25mm	145mm	116mm	32mm
41mm	38mm	9mm	48mm	45mm	12mm	70mm	61mm	14mm	76mm	67mm	16mm	95mm	81mm	26mm	125mm	98mm	25mm	155mm	121mm	32mm
46mm	41mm	9mm	51mm	45mm	10mm	75mm	65mm	13mm	86mm	72mm	24mm	105mm	85mm	26mm	135mm	104mm	26mm	165mm	127mm	32mm
51mm	44mm	9mm	56mm	48mm	10mm	76mm	67mm	16mm	95mm	78mm	24mm	115mm	91mm	26mm	145mm	110mm	28mm	175mm	133mm	32mm
			60mm	50mm	10mm	86mm	72mm	16mm	105mm	83mm	24mm	125mm	99mm	26mm				185mm	138mm	32mm
			65mm	54mm	12mm	95mm	77mm	16mm				135mm	104mm	26mm						
			70mm	57mm	12mm															
			75mm	60mm	12mm															

TORQ-LITE®

Division of Francis Services, Incorporated

1914 Engineers Road
Belle Chasse, Louisiana 70037

(504) 394-1400 Phone 877-777-4046
(504) 394-0404 Fax 877-777-4048

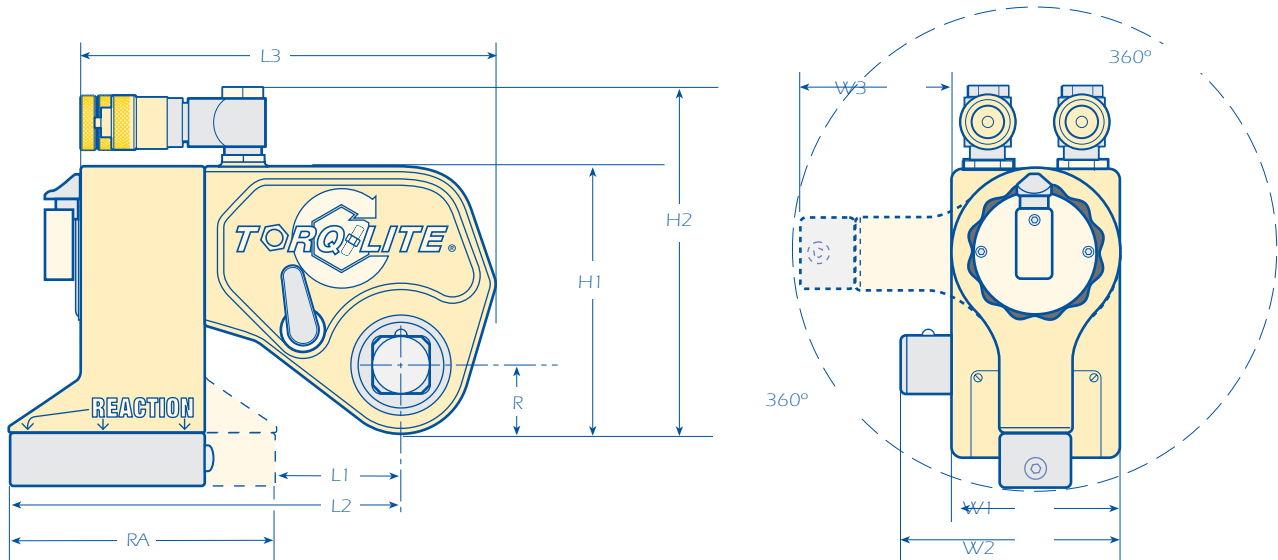
ISO 9001-2000 Registered



SQUARE DRIVE

SU-XL SERIES

Ratchet Wrench



SU-XL Series	Square Drive	Max. Ft. Lbs. @10,000 p.s.i.	Weight*	Reaction Area - RA	Length L1	Length L2	Length L3	Radius R	Height H1	Height H2	Width W1	Width W2	Width W3
SU-1XL	3/4"	1,400	5.25 lbs.	3.685"	1.567"	5.252"	5.928"	1.200"	4.100"	5.725"	1.980"	2.730"	2.200"
SU-3XL	1"	3,300	11.25 lbs.	5.335"	1.865"	7.200"	7.970"	1.260"	4.870"	6.520"	2.775"	3.600"	3.172"
SU-6XL	1-1/2"	6,000	17.20 lbs.	5.460"	2.150"	7.610"	8.410"	1.725"	6.250"	7.850"	3.000"	4.475"	3.501"
SU-11XL	1-1/2"	11,300	29.90 lbs.	6.500"	2.245"	8.745"	9.428"	2.062"	7.375"	9.125"	3.900"	5.350"	4.982"
SU-20XL	2-1/2"	20,100	62.00 lbs.	7.525"	3.460"	10.375"	11.600"	3.000"	9.184"	10.784"	4.950"	7.450"	5.557"
SU-30XL	2-1/2"	30,200	75.00 lbs.	7.525"	3.460"	10.875"	11.725"	3.125"	9.777"	11.377"	5.875"	8.375"	5.555"
SU-45XL†	2-1/2"	46,200	145.00 lbs.	7.425"	7.337"	12.537"	13.312"	3.000"	11.000"	12.600"	5.750"	8.250"	5.500"
SU-60XL†	2-1/2"	60,000	295.00 lbs.	8.781"	5.887"	14.668"	16.000"	3.750"	14.000"	15.600"	7.250"	9.750"	5.750"

*Weight includes tool, reaction member, and square drive. †Steel Casting

SU-XL Series	Square Drive	Max. Ft. Lbs. @ 700 bar	Weight*	Reaction Area - RA	Length L1	Length L2	Length L3	Radius R	Height H1	Height H2	Width W1	Width W2	Width W3
SU-1XL	19mm	1,999	2.38 kg.	94mm	40mm	133mm	151mm	30mm	104mm	145mm	50mm	69mm	56mm
SU-3XL	25mm	4,474	5.10 kg.	136mm	47mm	183mm	202mm	32mm	124mm	166mm	70mm	91mm	81mm
SU-6XL	38mm	8,134	7.80 kg.	139mm	55mm	193mm	214mm	44mm	159mm	199mm	76mm	114mm	89mm
SU-11XL	38mm	15,320	13.56 kg.	165mm	57mm	222mm	239mm	52mm	187mm	232mm	99mm	136mm	127mm
SU-20XL	64mm	27,252	28.12 kg.	191mm	88mm	264mm	295mm	76mm	233mm	274mm	126mm	189mm	141mm
SU-30XL	64mm	40,946	34.01 kg.	191mm	88mm	276mm	298mm	79mm	248mm	289mm	149mm	213mm	141mm
SU-45XL†	64mm	62,639	65.77 kg.	189mm	186mm	318mm	338mm	76mm	279mm	320mm	146mm	210mm	140mm
SU-60XL†	64mm	81,349	133.80 kg.	223mm	150mm	373mm	406mm	95mm	356mm	396mm	184mm	248mm	146mm

*Weight includes tool, reaction member, and square drive. †Steel Casting

Manufactured by:

TORQ-LITE®

Division of Francis Services, Incorporated

1914 Engineers Road
Belle Chasse, Louisiana 70037

(504) 394-1400 Phone 877-777-4046
(504) 394-0404 Fax 877-777-4048